


## شیر برنزی DN 25 & 80 Bronze Flanged Gate Valve

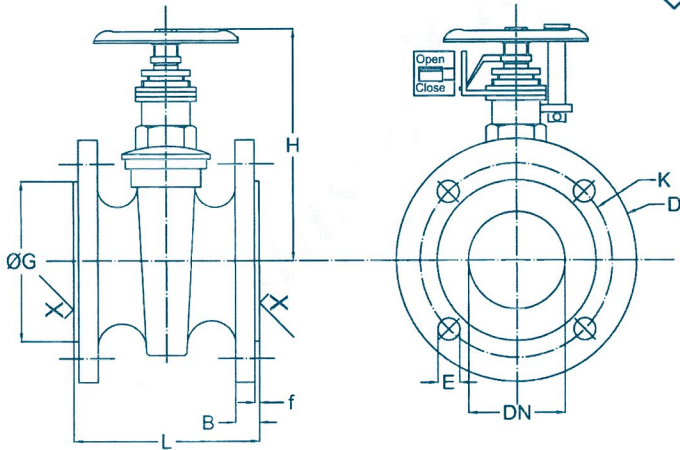
- These valves are designed according to EN 12288, for oil filled transformers with flanged body ends.
- In these valves, all relevant operating factors are considered to ensure that they will be safe throughout their intended life cycle.



### DIMENSIONS :

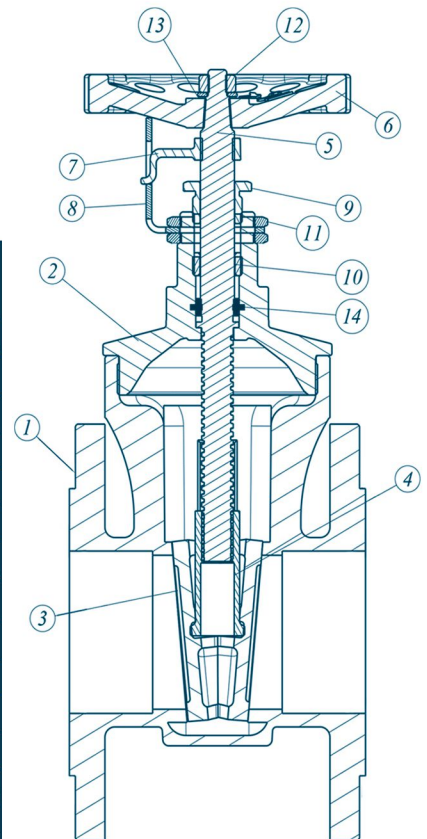
DN	ØD	ØG	f	B	E	H (max)	ØK	L(face-to-face)	Z
25	115	65	2	12	14	145	85	80	4
80	200	132	2	18	18	280	160	150	8

Z = Number of holes



X =  $\sqrt{\text{turned}}$   
R<sub>z</sub> 40  
R<sub>z</sub> 25  
ISO 1302

Part No.	Description
1	Body
2	Bonnet
3	Wedge
4	Wedge Bush
5	Stem
6	Hand Wheel
7	indicator
8	Indicator Plate
9	Gland Nut
10	Retaining Washer
11	Check Nut
12	Nut
13	Washer
14	O-Rings



### TIGHTNESS TEST:

- A) With Oil Pressure Of 6 bar, 90°C, 30 min
- B) With Air Pressure Of 3 bar (under water)

